


Wall Mounted Standard Range


High Efficiency & Comfort



High efficient compact design



More comfort airflow



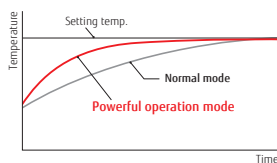
Vertical airflow provides powerful floor level heating



Horizontal airflow does not blow cool air directly at the occupants in the room.

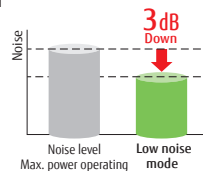
Powerful operation

20 minutes continuous operation by maximum airflow and maximum compressor speed is possible. Rapid cooling and heating makes the room comfortable quickly.



Low noise mode for outdoor unit


Low noise mode of outdoor unit can be selected by wireless remote controller.



Model: ASYG07LMCE / ASYG09LMCE / ASYG12LMCE / ASYG14LMCE



Wireless R.C.



Specifications

Model No.	Indoor unit		ASYG07LMCE	ASYG09LMCE	ASYG12LMCE	ASYG14LMCE
	Outdoor unit		AOYG07LMCE	AOYG09LMCE	AOYG12LMCE	AOYG14LMCE
Power Source			Single-phase -230V, 50Hz			
Capacity	Cooling	kW	2.0(0.5-3.0)	2.5(0.5-3.2)	3.4(0.9-3.9)	4.0(0.9-4.4)
	Heating	kW	3.0(0.5-3.4)	3.2(0.5-4.0)	4.0(0.9-5.3)	5.0(0.9-6.0)
Input Power	Cooling/Heating	kW	0.465/0.685	0.65/0.73	0.97/1.02	1.135/1.365
	Cooling	kW	4.30	3.85	3.50	3.52
COP	Cooling	W/W	4.38	4.38	3.92	3.66
	Heating	W/W	2.0/2.3	2.5/2.4	3.4/3.5	4.0/3.9
Pdesign	Cooling/Heating(-10°C)	kW	6.80	7.00	7.00	6.90
	Cooling	W/W	4.10	4.10	4.00	4.00
SEER	Heating (Average)	W/W	A++	A++	A++	A++
	Cooling	W/W	A+	A+	A+	A+
Energy Efficiency Class	Heating (Average)		A+	A+	A+	A+
	Cooling/Heating	A	6.0/7.5	6.0/7.5	6.5/9.0	9.0/10.5
Max. Operating Current	Cooling/Heating	A	103	125	170	203
	Cooling	kWh/a	786	820	1,225	1,365
Annual Energy Consumption	Heating	kWh/a	1.0	1.3	1.8	2.1
	Moisture Removal	l/h	43/40/32/21	43/40/32/21	43/40/32/21	44/40/33/25
Sound Pressure Level	Indoor (Cooling)	H/M/L/Q	43/38/33/22	43/38/33/22	43/38/33/22	44/40/35/27
	Indoor (Heating)	H/M/L/Q	45/45	45/45	50/50	50/50
Sound Power Level	Outdoor (Cooling/Heating)	High	59/59	59/59	59/59	60/60
	Outdoor (Cooling/Heating)	High	58/56	58/56	61/61	65/65
Airflow Rate	Indoor / Outdoor (Cooling)	High	750/1,670	750/1,670	750/1,830	770/1,940
	Indoor / Outdoor (Heating)	High	750/1,470	750/1,470	750/1,600	770/1,700
Net Dimensions H x W x D	Indoor	mm	270-870-204	270-870-204	270-870-204	270-870-204
	Outdoor	mm	535-663-293	535-663-293	535-663-293	540-790-290
Weight	Indoor	kg(lbs)	8.5(19)	8.5(19)	8.5(19)	8.5(19)
	Outdoor	kg(lbs)	21(46)	21(46)	26(57)	34(75)
Connection Pipe Diameter (Liquid / Gas)		mm	6.35/9.52	6.35/9.52	6.35/9.52	6.35/12.70
Drain hose Diameter (I.D./O.D.)		mm	13.8/15.8 to 16.7	13.8/15.8 to 16.7	13.8/15.8 to 16.7	13.8/15.8 to 16.7
Max Pipe Length (Pre-Charge)		m	20(15)	20(15)	20(15)	20(15)
Max Height Difference		m	15	15	15	15
Operation Range	Cooling	°CDB	-10 to 43	-10 to 43	-10 to 43	-10 to 43
	Heating	°CDB	-15 to 24	-15 to 24	-15 to 24	-15 to 24
Refrigerant	Type (Global Warming Potential)		R410A(2,088)	R410A(2,088)	R410A(2,088)	R410A(2,088)
	Charge	kg(CO2eq-1)	0.70 (1.5)	0.70 (1.5)	0.85 (1.8)	1.05 (2.2)

Optional parts

- Wired Remote Controller: UTY-RNNYM, UTY-RVNYM
- Simple Remote Controller: UTY-RSNYM
- Communication kit: UTY-XCBX2
- Wireless LAN Interface: UTY-TFNXZ1
- External Connect kit: UTY-XWZX25

Dimensions

(Unit: mm)

