

Compact Cassette

4-way Flow

Compact & Comfort



2-stage turbo fan

High efficiency design by 2 stage structure

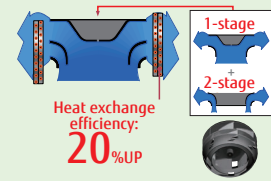
Previous turbo fan

In the case of a conventional fan, the air outlet range was narrow as the airflow moved to the motor side which meant the velocity of air passing through the heat exchanger was uneven.



2-stage turbo fan

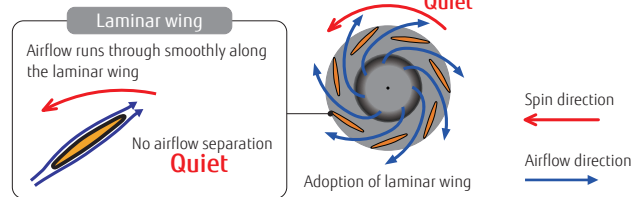
An evenly spread air distribution across the heat exchanger is possible due to the new 2 stage turbo fan which produces two separate airflow streams.



Quiet quality

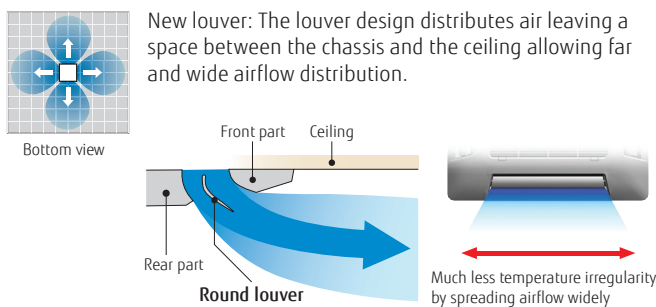
Optimized wing form (laminar wing type) and wing number (7 blades each)

Designed by CFD-analysis (fluid) simulations

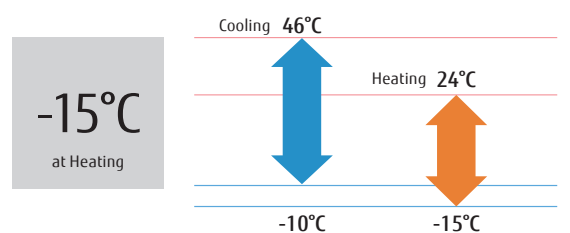


Improvement of the airflow distribution

New louver: The louver design distributes air leaving a space between the chassis and the ceiling allowing far and wide airflow distribution.



Low ambient operation



Model : AUYG12LVLB / AUYG14LVLB / AUYG18LVLB / AUYG24LVLA



Wireless R.C.



For AUYG12/14LVLB



For AUYG18LVLB



For AUYG24LVLA

Specifications

Model No.	Indoor unit		AUYG12LVLB	AUYG14LVLB	AUYG18LVLB	AUYG24LVLA	
	Outdoor unit		AOYG12LALL	AOYG14LALL	AOYG18LBCB	AOYG24LBCB	
Power Source			Single-phase, ~230V, 50Hz				
Capacity	Cooling	kW	3.5 (0.9-4.4)	4.3 (0.9-5.4)	5.2 (0.9-5.9)	6.8 (0.9-8.0)	
	Heating		4.1 (0.9-5.7)	5.0 (0.9-6.5)	6.0 (0.9-7.5)	8.0 (0.9-9.0)	
Input Power	Cooling/Heating	kW	1.05/1.11	1.33/1.34	1.62/1.66	2.21/2.26	
EER	Cooling	W/W	3.33	3.21	3.21	3.08	
COP	Heating		3.69	3.71	3.61	3.54	
Pdesign	Cooling/Heating(-10°C)	kW	3.5/4.2	4.3/4.5	5.2/5.2	6.8/6.0	
SEER	Cooling	W/W	6.20	6.40	6.20	5.60	
SCOP	Heating (Average)		4.10	4.40	4.20	3.90	
Energy Efficiency Class	Cooling	A++		A++	A++	A+	
	Heating (Average)	A+		A+	A+	A	
Max. Operating Current	Cooling/Heating	A	7.5/10.0	9.0/12.5	11.5/13.5	14.7/15.7	
Annual Energy Consumption	Cooling	kWh/a	198	235	293	425	
	Heating		1431	1432	1731	2151	
Moisture Removal		l/h	1.2	1.5	2.2	2.7	
Sound Pressure Level	Indoor (Cooling)	H/M/L/Q	dB(A)	37/34/30/27	38/34/30/27	38/34/30/26	49/44/36/30
	Indoor (Heating)	H/M/L/Q		37/34/31/29	43/38/34/30	43/38/34/30	49/45/40/33
	Outdoor(Cooling/Heating)	High		47/48	49/49	50/50	53/54
Sound Power Level	Indoor(Cooling/Heating)	High	49/49	50/55	50/55	59/61	
	Outdoor(Cooling/Heating)	High	61/63	62/64	62/65	66/66	
Airflow Rate	Indoor / Outdoor	High	m³/h	600/1780	680/1910	680/2380	930/2850
Net Dimensions H x W x D Weight	Indoor	mm	245×570×570	245×570×570	245×570×570	245×570×570	
		kg(lbs)	15 (33)	15 (33)	15 (33)	16 (35)	
	Outdoor	mm	578×790×300	578×790×300	632×799×290	716×820×315	
		kg(lbs)	40 (88)	40 (88)	36 (79)	42 (95)	
Connection Pipe Diameter (Liquid / Gas)		mm	6.35/9.52	6.35/12.70	6.35/12.70	6.35/15.88	
Drain hose Diameter (I.D./O.D.)		mm	25/32	25/32	25/32	25/32	
Max Pipe Length (Pre-Charge)		m	25 (15)	25 (15)	25 (15)	30 (15)	
Max Height Difference			15	15	15	20	
Operation Range	Cooling	°CDB	-10 to 46	-10 to 46	-10 to 46	-10 to 46	
	Heating		-15 to 24	-15 to 24	-15 to 24	-15 to 24	
Refrigerant	Type (Global Warming Potential)		R410A (2,088)	R410A (2,088)	R410A (2,088)	R410A (2,088)	
	Charge	kg(CO2eq-T)	1.15 (2.4)	1.25 (2.6)	1.20 (2.5)	1.50 (3.1)	
Cassette Grille	Model name		UTG-UFYD-W	UTG-UFYD-W	UTG-UFYD-W	UTG-UFYD-W	
	Dimensions (H x W x D)	mm	49×700×700	49×700×700	49×700×700	49×700×700	
	Weight	kg(lbs)	2.6 (6)	2.6 (6)	2.6 (6)	2.6 (6)	

Optional parts

- Air Outlet Shutter Plate: UTR-YDZB
- Wired Remote Controller: UTY-RNNYM, UTY-RVNYM
- Simple Remote Controller: UTY-RSNYM
- Insulation Kit For High Humidity: UTZ-KXGC
- Fresh Air Intake Kit: UTZ-VXAA



Dimensions

(Unit : mm)

